

# TECHNICAL DATA SHEET

jo\_CHAMP Mid ESD S3 No. 16421


Sz. 36 - 48



## LABELLING ACCORDING TO STANDARD

Standard for safety footwear EN ISO 20345:2022 S3	Basic requirement for S3: <b>A</b> Antistatic shoe - <b>E</b> Energy absorption in the heel - <b>FO</b> Fuel resistance - <b>WPA</b> Water penetration and absorption - <b>P</b> Penetration resistance - Closed heel area - Profiled outsole
Additional requirements	<b>FO FUEL RESISTANCE</b> <b>SR SLIP RESISTANCE</b> on ceramic tile with glycerine. <b>SC SCUFF CAP</b> The overcap manages a certain amount of abrasion. <b>LG LADDER GRIP</b> Heel edge of at least 10 mm

## FORM

Safety laced boot 	Form B - in size 42, the upper height must be at least 11.3 cm.
--	---





## AREAS OF APPLICATION

Areas of application	Indoors and outdoors Areas where exposure to moisture is expected (S2) Areas where there is a risk of penetration from pointed and sharp objects (S3/S3L/S3S)  Areas where there is a risk of electrostatic discharge (ESDS/ESD)
----------------------	--

## FEATURES

ESD equipment	Thanks to its excellent discharge capability, the shoe is suitable for work in ESD sensitive or electrostatically protected areas (EPA). The shoes comply to the standard 61340-5-1.
---------------	--



FEATURES	
Sizes (unisex model)	<ul style="list-style-type: none"> <li>Expanded size range: available in sizes 36 - 48</li> </ul>
Certification in accordance with DGUV rule 112-191	<ul style="list-style-type: none"> <li>Certified for orthopaedic inserts</li> </ul> 
Full, padded bellows tongue	<ul style="list-style-type: none"> <li>Excellent wearing comfort: The tongue prevents pressure marks and avoids dirt from entering into the shoe.</li> </ul>
Collar padding	<ul style="list-style-type: none"> <li>Excellent wearing comfort: the ankle-wrapping, softly padded upper edge provides for stability and grip in the shoe.</li> </ul>
Reflective material	<ul style="list-style-type: none"> <li>Good visibility in the dark</li> </ul> 
PU scuff cap (polyurethane)	<ul style="list-style-type: none"> <li>Directly applied tip protection</li> <li>Excellent wear protection in the shoe tip area</li> <li>Protects the upper material in this area against premature wear</li> </ul>
UPPER MATERIAL	
Cowhide leather	<ul style="list-style-type: none"> <li>Areas of application S1/S2/S3</li> <li>Natural material</li> <li>Wear-resistant</li> <li>Breathable</li> <li>Water penetration/absorption in accordance with EN ISO 20345 S2</li> </ul>
LINING	
Breathable fabric lining	<ul style="list-style-type: none"> <li>Climate-regulating</li> <li>Good ventilation</li> <li>Skin-friendly</li> <li>High absorption and emission of moisture</li> </ul>
Heel pocket lining	<ul style="list-style-type: none"> <li>The abrasion-resistant microfibre material is particularly sturdy and provides for a pleasant wearing comfort.</li> </ul>
TOE PROTECTION CAP	
Steel toe cap 	<ul style="list-style-type: none"> <li>Protection against impacts of min. 200 joules and pressure loading of min. 15 kN</li> <li>Permanent edge coverage for cushioning</li> <li>Ergonomically shaped</li> <li>Comfortable toe room</li> <li>Good coverage of the little toe area</li> </ul>
INLAY SOLE	
Full-length inlay sole JORI TITAN 	<ul style="list-style-type: none"> <li>ESD EQUIPMENT: Protection against electrostatic discharge (ESD). The full-length, exchangeable inlay sole is conductive and designed for the use in ESD safety footwear according to the standards DIN EN ISO 20345 and DIN EN 61340-5-1.</li> <li>The full-length, exchangeable inlay sole provides the highest possible comfort in safety shoes.</li> <li>The inlay sole is functionally absorbing and releasing moisture and thus provides for a pleasant foot climate.</li> </ul>

## INSOLE

ESD soft-fleece insole

ESD equipment: Protection against electrostatic discharge (ESD), and without using additional means fulfilling a bridge function to the outsole.

- Approximately 50 % lighter than comparable soles made of natural materials
- Flexible and shape-retaining
- Good air permeability
- Excellent wear resistance
- High moisture absorption
- Quick drying (virtually overnight)

## PENETRATION RESISTANCE

Steel midsole

Best possible protection from below: The corrosion-resistant midsole made of stainless steel complies with the penetration safety standard EN 12568 and furthermore fulfils the additional requirements for penetration protection in accordance with EN ISO 20344 / 20345. Particularly recommendable when working in areas where there is an increased risk of injuries due to pointed or sharp objects, such as in the construction industry.

## OUTSOLE

jo\_EXPLORE double-density sole with profile



- Excellent slip resistance
- Antistatic

Outsole: PU (polyurethane)

- Colour: lightgrey
- Profile depth: 5.5 mm
- Abrasion-resistant
- Heat-resistant to approx. 130°C
- Flexible at cold temperatures to approx. -20°C
- Oil and fuel resistant

Midsole: PU (polyurethane)

- The soft PU core provides a good impact absorption and high wearing comfort