

# TECHNICAL DATA SHEET

ZEPHYR Work GTX® wolf Mid ESD S3S No. 5305


Sz. 39 - 48



## LABELLING ACCORDING TO STANDARD

|   |   |
|---|---|
| <p>Standard for safety footwear<br/>EN ISO 20345:2022 S3S</p> | <p>Basic requirement for S3S:<br/> <b>A</b> Antistatic shoe - <b>E</b> Energy absorption in the heel -<br/> <b>WPA</b> Water penetration and absorption -<br/> <b>S</b> Textile penetration protection - Closed heel area - Basic Slip resistance test on ceramic tile + NaLS (soap solution) - Profiled outsole</p>                                    |
| <p>Additional requirements</p>                                | <p><b>WR</b> WATER RESISTANCE, entire shoe<br/> <b>FO</b> FUEL RESISTANCE<br/> <b>SR</b> SLIP RESISTANCE on ceramic tile with glycerine.<br/> <b>HI</b> HEAT INSULATED<br/> <b>HRO</b> HEAT RESISTANT OUTSOLE<br/>                     Heat resistance against contact heat, also during short-term high temperatures<br/> <b>CI</b> COLD INSULATED</p> |


## FORM

|  |  |
|--|--|
| <p>Safety laced boot</p>  | <p>Form B - in size 42, the upper height must be at least 11.3 cm.</p> |
|--|--|

## AREAS OF APPLICATION

|                             |   |
|-----------------------------|---|
| <p>Areas of application</p> | <p>Indoors and outdoors<br/>                     Areas where exposure to moisture is expected (S2)<br/>                     Areas where there is a risk of penetration from pointed and sharp objects (S3/S3L/S3S)<br/>                     Areas where there is a risk of electrostatic discharge (ESDS/ESD)</p> |
|-----------------------------|---|

## FEATURES


|                             |  |   |
|-----------------------------|--|---|
| ESD equipment               | Thanks to its excellent discharge capability, the shoe is suitable for work in ESD sensitive or electrostatically protected areas (EPA). The shoes comply to the standard 61340-5-1.                                     |  |
| Padded upper edge           | <ul style="list-style-type: none"> <li>• Excellent wearing comfort: the padded upper edge protects the Achilles tendon.</li> </ul>   |   |
| Full, padded bellows tongue | <ul style="list-style-type: none"> <li>• Excellent wearing comfort: The tongue prevents pressure marks and avoids dirt from entering into the shoe.</li> </ul>   |   |
| PU scuff cap (polyurethane) | <ul style="list-style-type: none"> <li>• Directly applied tip protection</li> <li>• Excellent wear protection in the shoe tip area</li> <li>• Protects the upper material in this area against premature wear</li> </ul> |   |

## UPPER MATERIAL

|                                |  |  |
|--------------------------------|--|--|
| Hydrophobized suede            | <ul style="list-style-type: none"> <li>• Areas of application S2/S3/S3S</li> <li>• Natural material</li> <li>• Breathable</li> <li>• Water penetration/absorption in accordance with EN ISO 20345 S2</li> <li>• By hydrophobation, higher resistance against water penetration and water absorption</li> </ul>   |  |
| Hydrophobized textile material | <ul style="list-style-type: none"> <li>• Areas of application S2/S3</li> <li>• Synthetic material</li> <li>• Shape-retaining</li> <li>• Tear-resistant</li> <li>• Dries quickly</li> <li>• Wear-resistant and light</li> <li>• Water penetration/absorption in accordance with EN ISO 20345 S2</li> <li>• By hydrophobation, higher resistance against water penetration and water absorption</li> </ul> |  |

## LINING

Gore-Tex® Extended Comfort Footwear



The GORE-TEX® membrane prevents water from entering into the shoe, but still allows your feet to "breathe". This technology provides ideal climate comfort for all outdoor activities, even in the harshest weather conditions. All components of the shoe construction are precisely attuned to one another and are subject to constant quality controls.

The SUMMER membrane  
Especially when it's warm or hot, your feet won't start to sweat anymore thanks to the summer membrane. By means of an optimum climate regulation, the shoe climate remains comfortably cool.

## TOE PROTECTION CAP

Composite toe cap



- Protection against impacts of min. 200 joules and pressure loading of min. 15 kN
- Permanent edge coverage for cushioning
- Ergonomically shaped
- Comfortable toe room
- Good coverage of the little toe area
- Low weight - weighs less than conventional steel caps
- 100% metal-free
- 100% anti-magnetic

## INLAY SOLE

Full-length inlay sole  
LOWA



- The full-length, exchangeable inlay sole provides the highest possible comfort in safety shoes.
- The inlay sole is functionally absorbing and releasing moisture and thus provides for a pleasant foot climate.
- Antistatic

## PENETRATION RESISTANCE

Metal-free penetration protection

The textile midsole complies with the penetration safety standard EN 12568 and furthermore fulfils the additional requirements for penetration protection in accordance with EN ISO 20344 / 20345. The light and flexible material enables an increased elasticity of the shoe, which can particularly be recognized when working on uneven grounds or on your knees.

The textile variant offers 100 % foot coverage compared to steel midsoles (foot coverage 85 % due to limits in the shoe manufacturing process). Being 100 % metal-free and antimagnetic, this equipment is used as penetration protection in safety shoes.

## OUTSOLE

LOWA X-Trac Work  
double-density sole with  
profile



- Excellent slip resistance
- Antistatic

Outsole: Rubber

- Colour: grey
- Profile depth: 4.0 mm
- Particularly abrasion-resistant
- Heat-resistant to approx. 200°C, for short periods to 300°C
- Flexible at cold temperatures to approx. -20°C
- Oil and fuel resistant
- Resistant to a large number of chemicals (acids and alkalis)
- Notch-resistant

Midsole: PU (polyurethane)

- The soft PU core provides a good impact absorption and high wearing comfort