

TECHNICAL DATA SHEET

RAY XXFIT black-grey Easy ESD S1 Typ 2 No. 7151002


Sz. 36 - 50






LABELLING ACCORDING TO STANDARD

<p>Standard for safety footwear EN ISO 20345:2022 S1</p>	<p>Basic requirement for S1: A Antistatic shoe - E Energy absorption in the heel - Closed heel area</p>
<p>Additional requirements</p>	<p>FO FUEL RESISTANCE</p> <p>SR SLIP RESISTANCE on ceramic tile with glycerine.</p> <p>LG LADDER GRIP Heel edge of at least 10 mm</p>

FORM

<p>Safety sandal</p> 	<p>Form A - in size 42, the upper height must not exceed 11.2 cm.</p>
--	---



FIT

XXFit Fußtypensystem	<p>XXFIT Foot type system with three fit variants</p> <p>The right shoe for everyone: Three different types of lasts do not only take into account length and width of the foot, but also toe length, heel width and angle of the ball of the foot.</p>	
	<p>Foot type 1:</p> <ul style="list-style-type: none"> • For larger feet • Short toes • Wide ball and heel area • Steep ball angle 	
	<p>Foot type 2:</p> <ul style="list-style-type: none"> • For normal feet • Long toes • Medium-wide ball and heel area • Flat ball angle 	
	<p>Foot type 3:</p> <ul style="list-style-type: none"> • For slim feet • Medium-sized toes • Narrow ball and heel area • Medium ball angle 	

AREAS OF APPLICATION

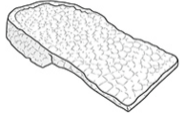
Areas of application	<p>Dry work areas Industry, storage, transport, assembly etc. (S1)</p> <p>Areas where there is a risk of electrostatic discharge (ESDS/ESD)</p> <p>Workplaces on hard Undergrounds: The revolutionary Infinergy® sole core cushions impacts and provides for a rebound effect when the compressive impulse subsides - for more energy in every step.</p>
----------------------	--

FEATURES

ESD equipment	<p>Thanks to its excellent discharge capability, the shoe is suitable for work in ESD sensitive or electrostatically protected areas (EPA). The shoes comply to the standard 61340-5-1.</p>	
Certification in accordance with DGUV rule 112-191	<ul style="list-style-type: none"> • Certified for orthopaedic modifications / inserts 	
Padded upper edge	<ul style="list-style-type: none"> • Excellent wearing comfort: the padded upper edge protects the Achilles tendon. 	
Padded tongue	<ul style="list-style-type: none"> • Excellent wearing comfort: The tongue prevents pressure marks. 	
Hook-and-pile fastener	<ul style="list-style-type: none"> • Can be opened and closed easily and quickly • Individually adjustable for optimal adaptation to the foot • Improves the comfort and fit 	

FEATURES

Sole core made of Infenergy® by BASF



The sole core consists of expanded, thermoplastic polyurethane in the form of oval foam beads. These stick together and are very light and elastic. This revolutionary technology cushions the impact and bounces back extremely well on pressure, so that the energy can be returned to the wearer. Even under low temperatures of -20 °C, the core maintains its high elasticity.



Leather-free equipment

- Suitable for persons allergic to leather

UPPER MATERIAL

Microfibre

- Synthetic material
- Particularly soft
- Retains its shape
- Tear-resistant
- Quick drying
- Abrasion-resistant and light

LINING

Breathable fabric lining

- Climate-regulating
- Good ventilation
- Skin-friendly
- High absorption and emission of moisture

Heel pocket lining

- The abrasion-resistant microfibre material is particularly sturdy and provides for a pleasant wearing comfort.

TOE PROTECTION CAP

Steel toe cap



- Protection against impacts of min. 200 joules and pressure loading of min. 15 kN
- Permanent edge coverage for cushioning
- Ergonomically shaped
- Comfortable toe room
- Good coverage of the little toe area

INLAY SOLE

Semi-orthopaedic inlay sole ESD



- ESD EQUIPMENT: Protection against electrostatic discharge (ESD). The full-length, exchangeable inlay sole is conductive and designed for the use in ESD safety footwear according to the standards DIN EN ISO 20345 and DIN EN 61340-5-1.
- The sole's footbed is tailored to the fit of the shoe as well as to the natural, intact longitudinal arch of the foot.
- The improved heel damping is kind to the entire musculoskeletal system – from foot to spinal column.
- Improvement of the shoe climate thanks to the PU foam's open cell structure. So the foot is always kept comfortably dry.
- The extreme softness of the PU foam absorbs shocks on impact and increases walking comfort.

INSOLE

ESD soft-fleece insole

ESD equipment: Protection against electrostatic discharge (ESD), and without using additional means fulfilling a bridge function to the outsole.

- Approximately 50 % lighter than comparable soles made of natural materials
- Flexible and shape-retaining
- Good air permeability
- Excellent wear resistance
- High moisture absorption
- Quick drying (virtually overnight)

OUTSOLE

WELLMAXX FIT double-density sole with profile



- Excellent slip resistance
- Antistatic

Outsole: PU (polyurethane)

- Colour: lightgrey
- Profile depth: 4.0 mm
- Particularly abrasion-resistant
- Heat-resistant to approx. 130°C
- Flexible at cold temperatures to approx. -30°C
- Oil and fuel resistant

Midsole: PU (polyurethane)

- The soft PU core provides a good impact absorption and high wearing comfort
- The core made of Infinergy® provides a very good cushioning with rebound effect