

TECHNICAL DATA SHEET

RIWEMO XXP GTX® black-green Mid ESD S2 WR CI No. 768015


Sz. 40 - 48



LABELLING ACCORDING TO STANDARD

Standard for safety footwear EN ISO 20345:2022 S2	Basic requirement for S2: A Antistatic shoe - E Energy absorption in the heel - WPA Water penetration and absorption - Closed heel area
Additional requirements	WR WATER RESISTANCE, entire shoe FO FUEL RESISTANCE SR SLIP RESISTANCE on ceramic tile with glycerine. LG LADDER GRIP Heel edge of at least 10 mm CI COLD INSULATED




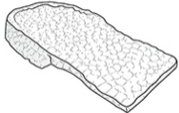

FORM

Safety boot 	Form B - in size 42, the upper height must be at least 11.3 cm.
--	---

AREAS OF APPLICATION

Areas of application	Indoors and outdoors Areas where exposure to moisture is expected (S2) Areas where there is a risk of electrostatic discharge (ESDS/ESD) Workplaces on hard Undergrounds: The revolutionary Infinergy® sole core cushions impacts and provides for a rebound effect when the compressive impulse subsides - for more energy in every step.
----------------------	---


FEATURES

<p>ESD equipment</p>	<p>Thanks to its excellent discharge capability, the shoe is suitable for work in ESD sensitive or electrostatically protected areas (EPA). The shoes comply to the standard 61340-5-1.</p>	
<p>Certification in accordance with DGUV rule 112-191</p>	<ul style="list-style-type: none"> • Certified for orthopaedic modifications / inserts 	
<p>Padded upper edge</p>	<ul style="list-style-type: none"> • Excellent wearing comfort: the padded upper edge protects the Achilles tendon. 	
<p>Full, padded bellows tongue</p>	<ul style="list-style-type: none"> • Excellent wearing comfort: The tongue prevents pressure marks and avoids dirt from entering into the shoe. 	
<p>Reflective material</p>	<ul style="list-style-type: none"> • Good visibility in the dark 	
<p>Sole core made of Infinergy® by BASF</p> 	<p>The sole core consists of expanded, thermoplastic polyurethane in the form of oval foam beads. These stick together and are very light and elastic. This revolutionary technology cushions the impact and bounces back extremely well on pressure, so that the energy can be returned to the wearer. Even under low temperatures of -20 °C, the core maintains its high elasticity.</p>	

UPPER MATERIAL

<p>Hydrophobized suede</p>	<ul style="list-style-type: none"> • Areas of application S2/S3/S3S • Natural material • Breathable • Water penetration/absorption in accordance with EN ISO 20345 S2 • By hydrophobation, higher resistance against water penetration and water absorption
<p>Hydrophobized textile material</p>	<ul style="list-style-type: none"> • Areas of application S2/S3 • Synthetic material • Shape-retaining • Tear-resistant • Dries quickly • Wear-resistant and light • Water penetration/absorption in accordance with EN ISO 20345 S2 • By hydrophobation, higher resistance against water penetration and water absorption

LINING

<p>Gore-Tex® Performance Comfort Footwear</p> 	<p>The GORE-TEX® membrane prevents water from entering into the shoe, but still allows your feet to "breathe". This technology provides ideal climate comfort for all outdoor activities, even in the harshest weather conditions. All components of the shoe construction are precisely attuned to one another and are subject to constant quality controls.</p> <p>The ALL-WEATHER membrane The all-weather membrane constantly provides an ideal climate comfort inside the shoe in all wind and weather conditions. Keeps your feet cool in summer and warm in winter. Tiny pores keep wind and wetness outside.</p>
---	--

TOE PROTECTION CAP


Steel toe cap



- Protection against impacts of min. 200 joules and pressure loading of min. 15 kN
- Permanent edge coverage for cushioning
- Ergonomically shaped
- Comfortable toe room
- Good coverage of the little toe area

INLAY SOLE

Full-length inlay sole
ESD PRO (rec)



- ESD EQUIPMENT: Protection against electrostatic discharge (ESD). The full-length, exchangeable inlay sole is conductive and designed for the use in ESD safety footwear according to the standards DIN EN ISO 20345 and DIN EN 61340-5-1.
- Inlay sole with recycled material content
- The full-length, exchangeable inlay sole provides the highest possible comfort in safety shoes.
- The inlay sole is functionally absorbing and releasing moisture and thus provides for a pleasant foot climate.
- The extreme softness of the PU foam absorbs shocks on impact and increases walking comfort.
- Improvement of the shoe climate thanks to the PU foam's open cell structure. So the foot is always kept comfortably dry.

INSOLE

ESD soft-fleece insole

ESD equipment: Protection against electrostatic discharge (ESD), and without using additional means fulfilling a bridge function to the outsole.

- Approximately 50 % lighter than comparable soles made of natural materials
- Flexible and shape-retaining
- Good air permeability
- Excellent wear resistance
- High moisture absorption
- Quick drying (virtually overnight)

OUTSOLE

WELLMAXX PEAK double-density sole with profile



- S-line shaped configuration of the tread blocks, for an ergonomic foot roll
- Excellent slip resistance
- Antistatic

Outsole: PU (polyurethane)

- Colour: black
- Profile depth: 3.0 mm
- Particularly abrasion-resistant
- Heat-resistant to approx. 130°C
- Flexible at cold temperatures to approx. -20°C
- Oil and fuel resistant

Midsole: PU (polyurethane)

- The core made of Infinergy® provides a very good cushioning with rebound effect
- The soft PU core provides a good impact absorption and high wearing comfort