

TECHNICAL DATA SHEET

BENTE XXE GTX® blue Mid ESD S3 No. 760721


Sz. 40 - 48



LABELLING ACCORDING TO STANDARD

<p>Standard for safety footwear EN ISO 20345 S3</p>	<p>Basic requirement for S3: A Antistatic shoe - E Energy absorption in the heel - FO Fuel resistance - WRU Water penetration and water absorption resistant upper - P Penetration resistance - Closed heel area - Profiled outsole</p>
<p>Additional requirements</p>	<p>SRC Slip resistance: Slip resistant on floors of ceramic tiles with a sodium lauryl sulfate (SLS) solution and on steel floors with glycerol. When it comes to slip resistance as defined by EN ISO 20345, SRC signifies the best possible rating a safety shoe can reach.</p> <p>HI HEAT INSULATED</p> <p>HRO HEAT RESISTANT OUTSOLE Heat resistance against contact heat, also during short-term high temperatures</p> <p>CI COLD INSULATED</p>



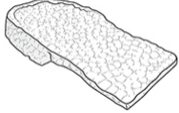

FORM

<p>Safety boot</p> 	<p>Form B - in size 42, the upper height must be at least 11.3 cm.</p>
--------------------------------------------------------------------------------------------------------	------------------------------------------------------------------------

AREAS OF APPLICATION

<p>Areas of application</p>	<p>Indoors and outdoors Areas where exposure to moisture is expected (S2) Areas where there is a risk of penetration from pointed and sharp objects (S3/S3L/S3S)</p> <p>Areas where there is a risk of electrostatic discharge (ESDS/ESD)</p> <p>Workplaces on hard Undergrounds: The revolutionary Infinergy® sole core cushions impacts and provides for a rebound effect when the compressive impulse subsides - for more energy in every step.</p>
-----------------------------	------------------------------------------------------------------------------------------------------------------------------------------------------------------------------------------------------------------------------------------------------------------------------------------------------------------------------------------------------------------------------------------------------------------------------------------------------------------


FEATURES

ESD equipment	Thanks to its excellent discharge capability, the shoe is suitable for work in ESD sensitive or electrostatically protected areas (EPA). The shoes comply to the standard 61340-5-1.	
Certification in accordance with DGUV rule 112-191	<ul style="list-style-type: none"> • Certified for orthopaedic inserts 	
Padded upper edge	<ul style="list-style-type: none"> • Excellent wearing comfort: the padded upper edge protects the Achilles tendon. 	
Padded tongue	<ul style="list-style-type: none"> • Excellent wearing comfort: The tongue prevents pressure marks. 	
Sole core made of Infinergy® by BASF 	The sole core consists of expanded, thermoplastic polyurethane in the form of oval foam beads. These stick together and are very light and elastic. This revolutionary technology cushions the impact and bounces back extremely well on pressure, so that the energy can be returned to the wearer. Even under low temperatures of -20 °C, the core maintains its high elasticity.	
Leather-free equipment	<ul style="list-style-type: none"> • Suitable for persons allergic to leather 	


UPPER MATERIAL

Hydrophobized textile material	<ul style="list-style-type: none"> • Areas of application S2/S3 • Synthetic material • Shape-retaining • Tear-resistant • Dries quickly • Wear-resistant and light • Water penetration/absorption in accordance with EN ISO 20345 S2 • By hydrophobation, higher resistance against water penetration and water absorption 	
--------------------------------	----------------------------------------------------------------------------------------------------------------------------------------------------------------------------------------------------------------------------------------------------------------------------------------------------------------------------------------------------------------------------------------------------------	--

LINING

<p>Gore-Tex® Extended Comfort Footwear</p> 	<p>The GORE-TEX® membrane prevents water from entering into the shoe, but still allows your feet to "breathe". This technology provides ideal climate comfort for all outdoor activities, even in the harshest weather conditions. All components of the shoe construction are precisely attuned to one another and are subject to constant quality controls.</p> <p>The SUMMER membrane Especially when it's warm or hot, your feet won't start to sweat anymore thanks to the summer membrane. By means of an optimum climate regulation, the shoe climate remains comfortably cool.</p>
--------------------------------------------------------------------------------------------------------------------------------	------------------------------------------------------------------------------------------------------------------------------------------------------------------------------------------------------------------------------------------------------------------------------------------------------------------------------------------------------------------------------------------------------------------------------------------------------------------------------------------------------------------------------------------------------------------------------------------------

TOE PROTECTION CAP

<p>Steel toe cap</p> 	<ul style="list-style-type: none"> • Protection against impacts of min. 200 joules and pressure loading of min. 15 kN • Permanent edge coverage for cushioning • Ergonomically shaped • Comfortable toe room • Good coverage of the little toe area
----------------------------------------------------------------------------------------------------------	--------------------------------------------------------------------------------------------------------------------------------------------------------------------------------------------------------------------------------------------------------------------------------------------------------

INLAY SOLE

Full-length inlay sole
ESD



- ESD EQUIPMENT: Protection against electrostatic discharge (ESD). The full-length, exchangeable inlay sole is conductive and designed for the use in ESD safety footwear according to the standards DIN EN ISO 20345 and DIN EN 61340-5-1.
- The full-length, exchangeable inlay sole provides the highest possible comfort in safety shoes.
- The inlay sole is functionally absorbing and releasing moisture and thus provides for a pleasant foot climate.
- The extreme softness of the PU foam absorbs shocks on impact and increases walking comfort.
- Improvement of the shoe climate thanks to the PU foam's open cell structure. So the foot is always kept comfortably dry.

INSOLE

ESD soft-fleece insole

ESD equipment: Protection against electrostatic discharge (ESD), and without using additional means fulfilling a bridge function to the outsole.

- Approximately 50 % lighter than comparable soles made of natural materials
- Flexible and shape-retaining
- Good air permeability
- Excellent wear resistance
- High moisture absorption
- Quick drying (virtually overnight)

PENETRATION RESISTANCE

Metal-free penetration
protection

The textile midsole complies with the penetration safety standard EN 12568 and furthermore fulfils the additional requirements for penetration protection in accordance with EN ISO 20344 / 20345. The light and flexible material enables an increased elasticity of the shoe, which can particularly be recognized when working on uneven grounds or on your knees.

The textile variant offers 100 % foot coverage compared to steel midsoles (foot coverage 85 % due to limits in the shoe manufacturing process). Being 100 % metal-free and antimagnetic, this equipment is used as penetration protection in safety shoes.

OUTSOLE

WELLMAXX ENERGETIC
double-density sole with
profile



- Excellent slip resistance
- Antistatic

Outsole: Rubber

- Colour: red
- Profile depth: 3.0 mm
- Heat-resistant to approx. 200°C, for short periods to 300°C
- Flexible at cold temperatures to approx. -20°C
- Oil and fuel resistant
- Resistant to a large number of chemicals (acids and alkalis)
- Notch-resistant
- Excellent grip on ladders thanks to heel edge

Midsole: EVA (ethylene vinyl acetate) with TPU (thermoplastic polyurethane) design elements

- Infinergy® cores in the forefoot and rearfoot area provide very good cushioning