

TECHNICAL DATA SHEET

JOSCHI BOA® GTX® ESD S3S CI No. 76541


Sz. 38 - 48



LABELLING ACCORDING TO STANDARD

<p>Standard for safety footwear EN ISO 20345:2022 S3S</p>	<p>Basic requirement for S3S: A Antistatic shoe - E Energy absorption in the heel - WPA Water penetration and absorption - S Textile penetration protection - Closed heel area - Basic Slip resistance test on ceramic tile + NaLS (soap solution) - Profiled outsole</p>
<p>Additional requirements</p>	<p>WR WATER RESISTANCE, entire shoe</p> <p>FO FUEL RESISTANCE</p> <p>SR SLIP RESISTANCE on ceramic tile with glycerine.</p> <p>SC SCUFF CAP The overcap manages a certain amount of abrasion.</p> <p>CI COLD INSULATED</p>

FORM

<p>Safety winter boot</p> 	<p>Form C - in size 42, the upper height must be at least 17.8 cm.</p>
---	--





FIT

<p>Extrawide</p>	<p>More volume in the ball, heel and instep area makes this shoe particularly comfortable for people with wider feet.</p>
------------------	---

AREAS OF APPLICATION

Areas of application	<p>Indoors and outdoors</p> <p>Areas where exposure to moisture is expected (S2)</p> <p>Areas where there is a risk of penetration from pointed and sharp objects (S3/S3L/S3S)</p> <p>Areas where there is a risk of electrostatic discharge (ESDS/ESD)</p> <p>Cold areas, working in winter, road construction etc.</p>
----------------------	--

FEATURES

ESD equipment	<p>Thanks to its excellent discharge capability, the shoe is suitable for work in ESD sensitive or electrostatically protected areas (EPA). The shoes comply to the standard 61340-5-1.</p>	
Sizes (unisex model)	<ul style="list-style-type: none"> Expanded size range: available in sizes 38 - 48 	
Certification in accordance with DGUV rule 112-191	<ul style="list-style-type: none"> Certified for orthopaedic inserts 	
Full, padded bellows tongue	<ul style="list-style-type: none"> Excellent wearing comfort: The tongue prevents pressure marks and avoids dirt from entering into the shoe. 	
Collar padding	<ul style="list-style-type: none"> Excellent wearing comfort: the ankle-wrapping, softly padded upper edge provides for stability and grip in the shoe. 	
Reflective material	<ul style="list-style-type: none"> Good visibility in the dark 	
Heel loop	<ul style="list-style-type: none"> Quicker into the shoe: The heel loop makes it easier to get inside the shoe 	
BOA® Fit System	<p>Delivering fit solutions purpose-built for performance, the BOA® Fit System is featured in products across industries (including sports, workwear and medical) and consists of three integral parts: a micro adjustable dial, a super-strong lightweight lace and low friction lace guides. Each unique configuration is engineered for fast, effortless, precision fit and is backed by the BOA® Guarantee.</p>	
PU toe protection (polyurethane)	<ul style="list-style-type: none"> Directly applied tip protection Excellent wear protection in the shoe tip area Protects the upper material in this area against premature wear 	

UPPER MATERIAL

Cowhide leather	<ul style="list-style-type: none"> Areas of application S1/S2/S3 Natural material Wear-resistant Breathable Water penetration/absorption in accordance with EN ISO 20345 S2
-----------------	--

LINING

Gore-Tex® Insulated Comfort Footwear



The GORE-TEX® membrane prevents water from entering into the shoe, but still allows your feet to "breathe". This technology provides ideal climate comfort for all outdoor activities, even in the harshest weather conditions. All components of the shoe construction are precisely attuned to one another and are subject to constant quality controls.

The WINTER membrane

Shoes equipped with a winter membrane are particularly suitable for use in rain, snow and cold. Thanks to a maximum heat insulation, your feet will remain ideally climate-controlled at icy temperatures – even biting cold wind doesn't stand a chance.

TOE PROTECTION CAP

Aluminium toe cap



- Protection against impacts of min. 200 joules and pressure loading of min. 15 kN
- Permanent edge coverage for cushioning
- Ergonomically shaped
- Comfortable toe room
- Good coverage of the little toe area
- Weighs less than conventional steel caps

INLAY SOLE

Full-length inlay sole made of fleece



- The full-length, exchangeable inlay sole provides the highest possible comfort in safety shoes.
- The inlay sole is functionally absorbing and releasing moisture and thus provides for a pleasant foot climate.
- Antistatic

PENETRATION RESISTANCE

Metal-free penetration protection

The textile midsole complies with the penetration safety standard EN 12568 and furthermore fulfils the additional requirements for penetration protection in accordance with EN ISO 20344 / 20345. The light and flexible material enables an increased elasticity of the shoe, which can particularly be recognized when working on uneven grounds or on your knees.

The textile variant offers 100 % foot coverage compared to steel midsoles (foot coverage 85 % due to limits in the shoe manufacturing process). Being 100 % metal-free and antimagnetic, this equipment is used as penetration protection in safety shoes.

OUTSOLE

SAFEGUARD deep-treaded double-density sole with profile



- S-line shaped configuration of the tread blocks, for an ergonomic foot roll
- Excellent slip resistance
- Antistatic

Outsole: PU (polyurethane)

- Colour: black
- Profile depth: 4.6 mm
- Particularly abrasion-resistant
- Heat-resistant to approx. 130°C
- Flexible at cold temperatures to approx. -20°C
- Oil and fuel resistant

Midsole: PU (polyurethane)

- The soft PU core provides a good impact absorption and high wearing comfort