

TECHNICAL DATA SHEET

MILTON Low ESD S3S No. 725931


Sz. 40 - 48



LABELLING ACCORDING TO STANDARD




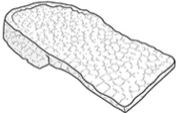


<p>Standard for safety footwear EN ISO 20345:2022 S3S</p>	<p>Basic requirement for S3S: A Antistatic shoe - E Energy absorption in the heel - WPA Water penetration and absorption - S Textile penetration protection - Closed heel area - Basic Slip resistance test on ceramic tile + NaLS (soap solution) - Profiled outsole</p>
<p>Additional requirements</p>	<p>FO FUEL RESISTANCE</p> <p>SR SLIP RESISTANCE on ceramic tile with glycerine.</p> <p>SC SCUFF CAP The overcap manages a certain amount of abrasion.</p>

FORM

<p>Safety shoe</p> 	<p>Form A - in size 42, the upper height must not exceed 11.2 cm.</p>
--	---


AREAS OF APPLICATION

<p>Areas of application</p>	<p>Indoors and outdoors Areas where exposure to moisture is expected (S2) Areas where there is a risk of penetration from pointed and sharp objects (S3/S3L/S3S)</p> <p>Areas where there is a risk of electrostatic discharge (ESDS/ESD)</p> <p>Workplaces on hard Undergrounds: The revolutionary Infinergy® sole core cushions impacts and provides for a rebound effect when the compressive impulse subsides - for more energy in every step.</p>
-----------------------------	--

FEATURES		
ESD equipment	Thanks to its excellent discharge capability, the shoe is suitable for work in ESD sensitive or electrostatically protected areas (EPA). The shoes comply to the standard 61340-5-1.	
Certification in accordance with DGUV rule 112-191	<ul style="list-style-type: none"> • Certified for orthopaedic inserts 	
Padded upper edge	<ul style="list-style-type: none"> • Excellent wearing comfort: the padded upper edge protects the Achilles tendon. 	
Full, padded bellows tongue	<ul style="list-style-type: none"> • Excellent wearing comfort: The tongue prevents pressure marks and avoids dirt from entering into the shoe. 	
Reflective material	<ul style="list-style-type: none"> • Good visibility in the dark 	
Sole core made of Infinergy® by BASF 	The sole core consists of expanded, thermoplastic polyurethane in the form of oval foam beads. These stick together and are very light and elastic. This revolutionary technology cushions the impact and bounces back extremely well on pressure, so that the energy can be returned to the wearer. Even under low temperatures of -20 °C, the core maintains its high elasticity.	
Abrasion-resistant toe protection	<ul style="list-style-type: none"> • Directly applied to the upper in the shoe tip area • Excellent wear protection in the shoe tip area • Protects the upper in this critical area against premature wear 	
UPPER MATERIAL		
Cowhide leather	<ul style="list-style-type: none"> • Areas of application S1/S2/S3 • Natural material • Wear-resistant • Breathable • Water penetration/absorption in accordance with EN ISO 20345 S2 	
LINING		
Breathable fabric lining	<ul style="list-style-type: none"> • Climate-regulating • Good ventilation • Skin-friendly • High absorption and emission of moisture 	
Heel pocket lining	<ul style="list-style-type: none"> • The abrasion-resistant microfibre material is particularly sturdy and provides for a pleasant wearing comfort. 	
TOE PROTECTION CAP		
Steel toe cap 	<ul style="list-style-type: none"> • Protection against impacts of min. 200 joules and pressure loading of min. 15 kN • Permanent edge coverage for cushioning • Ergonomically shaped • Comfortable toe room • Good coverage of the little toe area 	

INLAY SOLE

Full-length inlay sole
ESD PRO



- ESD EQUIPMENT: Protection against electrostatic discharge (ESD). The full-length, exchangeable inlay sole is conductive and designed for the use in ESD safety footwear according to the standards DIN EN ISO 20345 and DIN EN 61340-5-1.
- Inlay sole with recycled material content
- The full-length, exchangeable inlay sole provides the highest possible comfort in safety shoes.
- The inlay sole is functionally absorbing and releasing moisture and thus provides for a pleasant foot climate.
- The extreme softness of the PU foam absorbs shocks on impact and increases walking comfort.
- Improvement of the shoe climate thanks to the PU foam's open cell structure. So the foot is always kept comfortably dry.

INSOLE

ESD soft-fleece insole
with integrated
omissions



ESD equipment: Protection against electrostatic discharge (ESD), and without using additional means fulfilling a bridge function to the outsole.

- Integrated omissions supports the cushioning effect
- Approximately 50 % lighter than comparable soles made of natural materials
- Flexible and shape-retaining
- Good air permeability
- Excellent wear resistance
- High moisture absorption
- Quick drying (virtually overnight)

PENETRATION RESISTANCE

Steel midsole

Best possible protection from below: The corrosion-resistant midsole made of stainless steel complies with the penetration safety standard EN 12568 and furthermore fulfils the additional requirements for penetration protection in accordance with EN ISO 20344 / 20345. Particularly recommendable when working in areas where there is an increased risk of injuries due to pointed or sharp objects, such as in the construction industry.

OUTSOLE

WELLMAXX double-density sole with profile



- Excellent slip resistance
- Antistatic

Outsole: TPU (thermoplastic polyurethane)

- Colour: translucent
- Profile depth: 3.0 mm
- Particularly abrasion-resistant
- Heat-resistant to approx. 130°C
- Flexible at cold temperatures to approx. -30°C
- Oil and fuel resistant

Midsole: PU (polyurethane) with a core made of Infinergy® by BASF

- The soft PU core provides a good impact absorption and high wearing comfort
- The core made of Infinergy® provides a very good cushioning with rebound effect